

PEACE

RIVER



REGIONAL

HOSPITAL

DISTRICT

2010 Annual Budget

Adopted by Board on 25 March 2010


Kim Frech, Chief Financial Officer

PEACE RIVER REGIONAL HOSPITAL DISTRICT

By-Law No. 183, 2010

A By-law of the Peace River Regional Hospital District to authorize the Annual Budget for the year ending December 31, 2010

The Regional Board of the Peace River Regional Hospital District, in open meeting assembled, enacts as follows:

1. Schedule "A" attached hereto and forming part of this by-law is hereby adopted and is the Annual Budget of the Peace River Regional Hospital District for the year ending December 31, 2010.
2. This by-law may be cited for all purposes as the "Annual Budget By-Law No. 183, 2010."
3. This by-law shall take effect upon its final passage and adoption.


READ A FIRST TIME this 11th day of March, 2010.

READ A SECOND TIME this 25th day of March, 2010.


READ A THIRD TIME this 25th day of March, 2010.


ADOPTED this 25th day of March, 2010.

CERTIFIED A TRUE and CORRECT
COPY of "Annual Budget
By-law No. 183, 2010."


Fred Banham,
Chief Administrative Officer

THE CORPORATE SEAL of the
Peace River Regional
Hospital District was hereto
affixed in the presence of:


Karen Goodings, Chair


Fred Banham,
Chief Administrative Officer




Kim Frech, Chief Financial Officer

Peace River Regional HOSPITAL District
2010 ANNUAL BUDGET
Schedule 'A' - Bylaw 183, 2010

2010
Annual Budget


Revenue

Tax Requisition - Electoral Area	\$	7,010,070
Tax Requisition - Municipal	\$	4,107,291
Grants-in-lieu of taxes	\$	2,500
Loan/Debenture Proceeds	\$	8,208,045
Investment Income and Refunds	\$	50,000
Short Term Borrowing	\$	32,159,557
Total Revenue	\$	51,537,463

Expenditures

Administrative Costs	\$	10,000
Debenture - Interest	\$	2,061,297
Debenture - Principal	\$	1,319,648
Short Term Borrowing - Interest	\$	600,000
Hospital Grant	\$	44,767,602
Annual Grant (Equipment & Projects - maximum annual amount)	\$	1,500,000
Building Integrity	\$	31,667
IT - Clinical Information Systems	\$	147,250
Medical Recruitment Grant	\$	100,000
Transfer to Capital Reserve	\$	1,000,000
Total Expenditures	\$	51,537,463

Certified a true and correct copy of the Peace River Regional Hospital District
2010 Annual Budget.



Kim Frech,
Chief Financial Officer

Peace River Regional HOSPITAL District
2010 ANNUAL BUDGET - WORK PAPERS

	2010	NOTES	2011	2012
Revenue				
Tax Requisition - Electoral Area	\$ 7,010,070	63.06%	10,586,528	10,633,350
Tax Requisition - Municipal	\$ 4,107,291	36.94%		
Grants-in-lieu of taxes	\$ 2,500	Leave as LY budget for unknowns	2,500	2,500
Loan/Debenture Proceeds	\$ 8,208,045	For New Hospital		83,000,000
Investment Income and Refunds	\$ 50,000	Previously larger due to having the Rotary Manor debenture funds in our account. Won't have for 2010	20,000	20,000
Debenture Reserve Refund	\$ -			
Short Term Borrowing	\$ 32,159,557	For New Hospital	42,465,000	30,310,000
Total Revenue	\$ 51,537,463		\$ 53,074,028	\$ 123,965,850
	0.596 CL 1 (Res) Rate			
Expenditures				
Administrative Costs	\$ 10,000	Audit \$4,500; Admin Fee to RD \$5,000 for administration and travel/meetings; Miscellaneous \$500	10,000	10,000
Debenture - Interest	\$ 2,061,297	Per MFA Debt Payment Schedule (CW report Jan. 26/10) + \$600K New Hospital Debenture Interest	1,430,425	6,384,716
Debenture - Principal	\$ 1,319,648	Per MFA Debt Payment Schedule (CW report Jan. 26/10)	1,305,029	3,063,467
Short Term Borrowing - Interest	\$ 600,000	For cash flow purposes will require short-term borrowing.	1,205,000	87,000
Short Term Borrowing - Principal		Deducted from the \$98M maximum contribution		83,000,000
New FSJ Hospital Grant	\$ 44,767,602	Progress Payments of the total \$98 million project (\$5M from taxation remainder borrowing proceeds)	46,260,000	30,223,000
Annual Capital Grant (Max \$1.5m)				
Minor Equipment < \$100,000	566,000	Per NH Schedule 20-01-10 (included in the \$1.5 million annual maximum)	566,000	566,000
Major Equipment > \$100,000				
Ultra Sound Units	54,734	Remainder to raise from Last Year due to total over \$1.5M. Last year \$225,266 for total \$280,000		
Anaesthetic Unit - Dawson Creek	64,000	Per NH Schedule 20-01-10 (included in the \$1.5 million annual maximum)		
Diagnostic Imaging (2) - Dawson Creek	156,000	Per NH Schedule 20-01-10 (included in the \$1.5 million annual maximum)		
PACS upgrade - NE	286,000	Per NH Schedule 20-01-10 (included in the \$1.5 million annual maximum)		
Diagnostic Imaging (2) - Fort St. John		Per NH Schedule 20-01-10 (included in the \$1.5 million annual maximum)	168,000	
Mammo Unit & Processor - Dawson Creek		Per NH Schedule 20-01-10 (included in the \$1.5 million annual maximum)	340,200	
Mammo Unit & Processor - Fort St. John		Per NH Schedule 20-01-10 (included in the \$1.5 million annual maximum)	340,200	
Bone Densitometer - Dawson Creek		Per NH Schedule 20-01-10 (included in the \$1.5 million annual maximum)	52,000	
Computer Radiography - Hudson's Hope		Per NH Schedule 20-01-10 (included in the \$1.5 million annual maximum)	100,000	
Major Projects:				
DC Vocera Communication System	\$ 92,000	Per NH Schedule 20-01-10 (included in the \$1.5 million annual maximum)		
DC Hospital Modification to Basement		Per NH Schedule 20-01-10 (included in the \$1.5 million annual maximum)	288,000	
DC Hospital Parking Improvements		Per NH Schedule 20-01-10 (included in the \$1.5 million annual maximum)	230,256	
Building Integrity			31,667	31,667
Reserve for NH Equipment Requests	\$ 281,266			
Maximum Annual Grant >>	\$ 1,500,000	Maximum Annual Grant \$1.5M (Future if over \$1.5M will require adjustments based on NH requests)	2,116,323	597,667
Building Integrity	\$ 31,667	Per NH Capital Plan (20-01-10) After 2010 these costs are included in the \$1.5M annual maximum		
IT - Clinical Information Systems	\$ 147,250	Per NH Schedule 20-01-10. The current project funding ends in 2010. If additional contributions starting in 2011 it is to be included in the annual \$1.5 maximum.	147,250	-
Medical Recruitment Grant	\$ 100,000	Same budget amount every year. Maximum payment for medical recruitment	100,000	100,000
Transfer to Capital Reserve	\$ 1,000,000	Building a reserve for future capital projects. December 31, 2009 Reserve Balance = \$1,413,922	500,000	500,000
Total Expenditures	\$ 51,537,463		53,074,028	123,965,850
	\$ 11,117,361	Total Tax Requisition	\$ 10,586,528	\$ 10,633,350

In 2014 debentures reduce approx. \$600,000 and in 2015 another \$400,000 meaning in 2015 there would be room for a major project debenture to start with payments approximately \$1 million (ie:

Kim Frech
Kim Frech, Chief Financial Officer

**PEACE RIVER REGIONAL HOSPITAL DISTRICT
2010 REQUISITION**

Pursuant to the provisions of Sections 805(1) and 806(1) of the Local Government Act and the Peace River Hospital District Bylaw No. 180, 2008 the amounts set out below, and supported by the attached requisition, are hereby requisitioned from the undernoted member areas for use of the Peace River Regional Hospital District during the year 2010.

Basis of Apportionment: Assessment as fixed for taxation for Regional District taxation purposes

Tax Rate or Other Limitations: None

	Requisition Amount	Tax Rate Per 1000	Figures for Apportionment	Percent	Prior Year Adjustment	FINAL TOTAL
District of Tumbler Ridge	\$ 394,707	0.596	\$ 66,270,617	3.55%	\$ (366)	\$ 394,341
City of Dawson Creek	\$ 973,191	0.596	\$ 163,397,089	8.75%	\$ (376)	\$ 972,815
District of Hudson's Hope	\$ 140,228	0.596	\$ 23,544,078	1.26%	\$ 3,890	\$ 144,118
City of Fort St. John	\$ 2,033,720	0.596	\$ 341,458,001	18.29%	\$ 1,546	\$ 2,035,266
District of Taylor	\$ 233,094	0.596	\$ 39,136,028	2.10%	\$ (101)	\$ 232,993
Village of Pouce Coupe	\$ 36,211	0.596	\$ 6,079,751	0.33%	\$ 199	\$ 36,410
District of Chetwynd	\$ 291,122	0.596	\$ 48,878,941	2.62%	\$ 225	\$ 291,348
Electoral Area B	\$ 3,672,856	0.596	\$ 616,666,032	33.04%	\$ (6,936)	\$ 3,665,920
Electoral Area C	\$ 900,468	0.596	\$ 151,187,030	8.10%	\$ (2,274)	\$ 898,195
Electoral Area D	\$ 1,363,443	0.596	\$ 228,919,742	12.26%	\$ 2,565	\$ 1,366,008
Electoral Area E	\$ 1,078,320	0.596	\$ 181,047,981	9.70%	\$ 1,627	\$ 1,079,947
Total	\$ 11,117,361		\$ 1,866,585,290	100.00%	\$ 0	\$ 11,117,361

Budget After Prior Year Adjustment	
Municipal Requisition: \$	4,107,291
Electoral Area Requisition: \$	7,010,070
Total Requisition: \$	11,117,361
	CL 1 Rate 0.596

	Last Year	Change %	Change \$
Requisition \$	10,619,464	4.7%	\$ 497,897
Assessment \$	1,749,499,837	6.7%	\$ 117,085,453
Tax Rate \$	0.607	-1.9%	\$ (0.011)


 Kim Frech, Chief Financial Officer